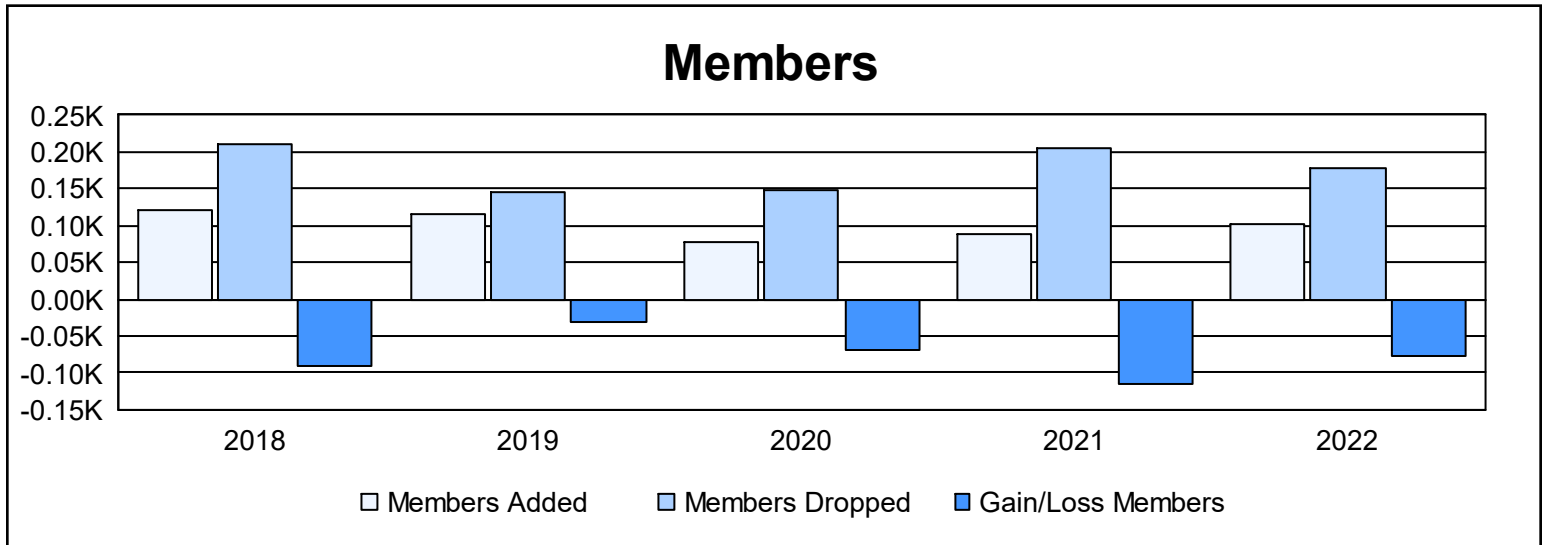
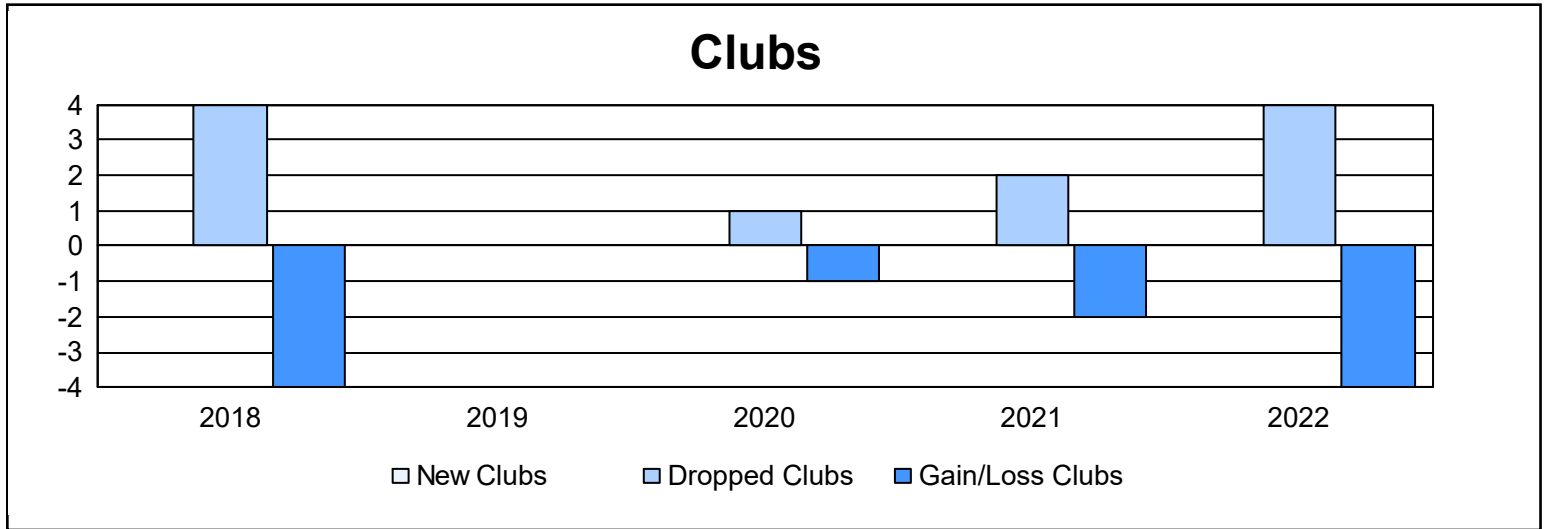
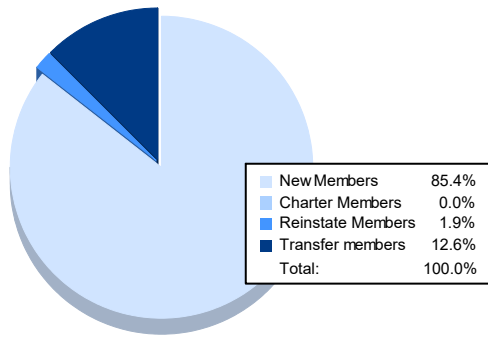


Year	New Clubs	Dropped Clubs	Gain/ Loss Clubs	New Members	Charter Members	Reinstate Members	Transfer Members	Total Member Added	Total Members Dropped	Gain/ Loss Members
2017-2018	0	4	-4	96	4	12	8	120	211	-91
2018-2019	0	0	0	113	0	1	1	115	146	-31
2019-2020	0	1	-1	69	1	2	5	77	147	-70
2020-2021	0	2	-2	83	1	3	2	89	204	-115
2021-2022	0	4	-4	88	0	2	13	103	179	-76
<b>Average</b>	<b>0</b>	<b>2</b>	<b>-2</b>	<b>90</b>	<b>1</b>	<b>4</b>	<b>6</b>	<b>101</b>	<b>177</b>	<b>-77</b>



### Membership Composition June 2022 Cumulative



### Gender Composition June 2022 Cumulative

